



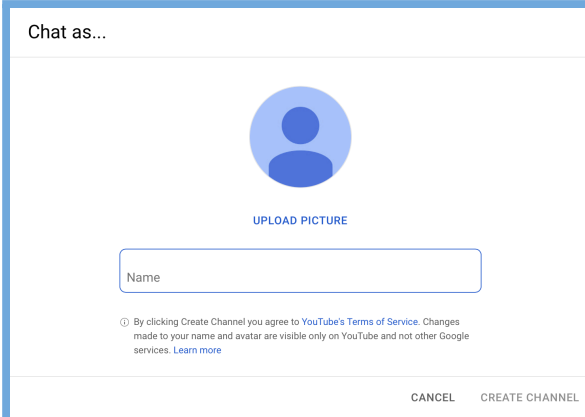
Join the live chat on St. Patrick's YouTube channel

1) Open [St. Patrick's YouTube channel](#) in your browser.

2) Click the  button in the top right corner of the page, and [sign in](#) using your Google account. If you don't have one, you can [create a Google account](#) using your existing email address.

3) If you haven't already, you'll be prompted to [create a YouTube channel](#) in order to chat. Click the  button at the bottom of the chat box.

4) Enter your name as you'd like it to appear in the chat and click "create channel".



The screenshot shows a dialog box titled "Chat as...". At the top, there is a text input field. Below it is a blue circular placeholder for a profile picture. Underneath the placeholder is the text "UPLOAD PICTURE". Below that is a text input field labeled "Name". At the bottom of the dialog, there is a small disclaimer: "By clicking Create Channel you agree to YouTube's Terms of Service. Changes made to your name and avatar are visible only on YouTube and not other Google services. [Learn more](#)". At the very bottom, there are two buttons: "CANCEL" and "CREATE CHANNEL".

5) Now you're ready to chat. Click "Say something" and say hello!